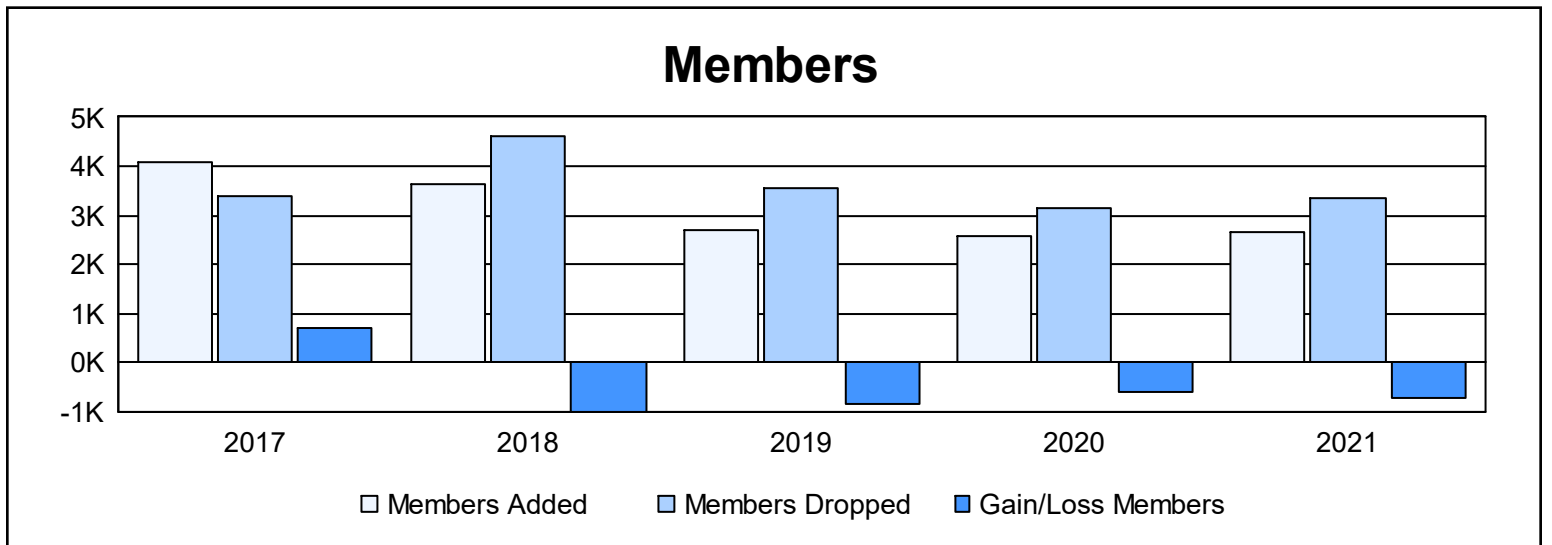
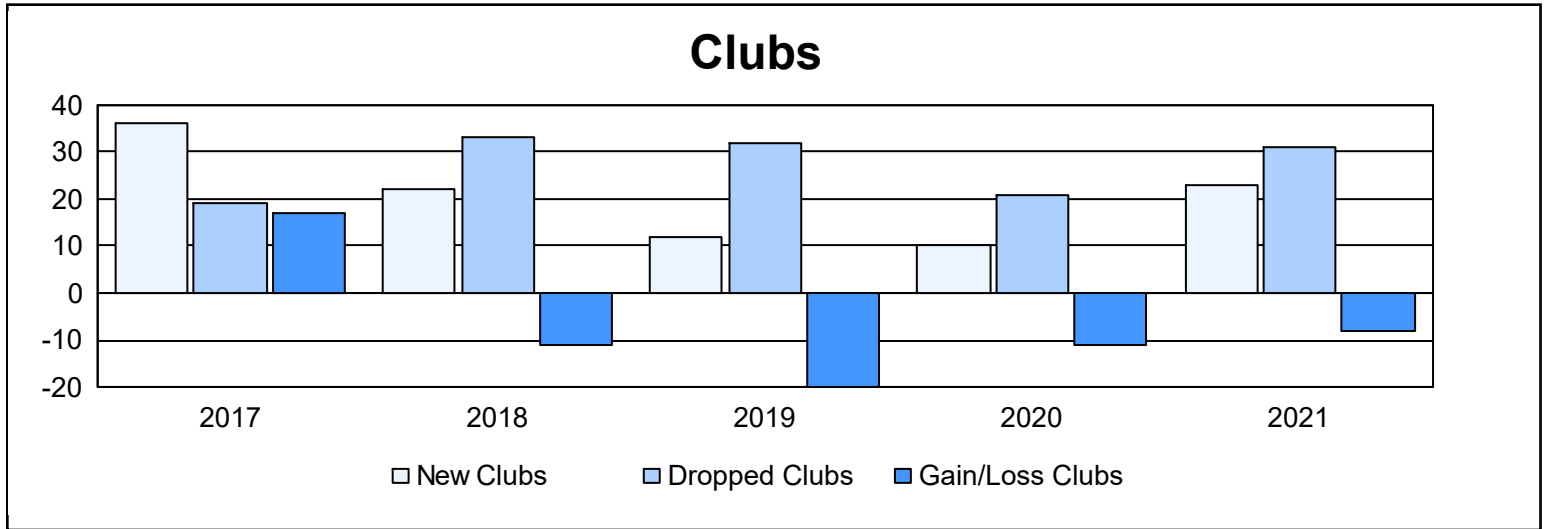
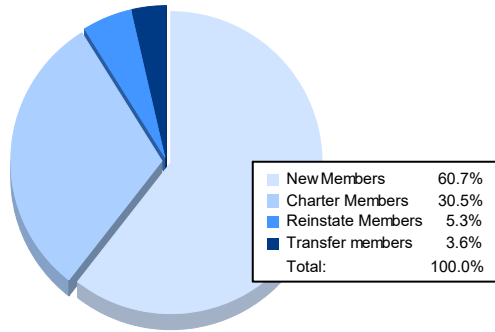


Year	New Clubs	Dropped Clubs	Gain/ Loss Clubs	New Members	Charter Members	Reinstate Members	Transfer Members	Total Member Added	Total Members Dropped	Gain/ Loss Members
2016-2017	36	19	17	2,569	1,172	197	133	4,071	3,386	685
2017-2018	22	33	-11	2,542	687	224	170	3,623	4,610	-987
2018-2019	12	32	-20	2,026	373	188	109	2,696	3,541	-845
2019-2020	10	21	-11	1,886	390	150	135	2,561	3,156	-595
2020-2021	23	31	-8	1,606	808	139	94	2,647	3,363	-716
Average	21	27	-7	2,126	686	180	128	3,120	3,611	-492



Membership Composition June 2021 Cumulative



Gender Composition June 2021 Cumulative

